

To Have To Hosa

Bridal Guide 2024



The Clinton Chronicle

Table of Contents

Page Four – Picking the best wedding favors

Page Five – The Magnolia Room at The Laurens County Museum

Page Six – Wedding Checklist

Page Eight – The Pasmetto Room

Page Ten – Outdoor wedding ideas for brides on a budget

Page Eleven – Three unique wedding reception ideas

Page Twelve – Things to consider when choosing your wedding cake




Vic McDonald
Editor

news@clintonchronicle.net



Christopher Patterson
General Manager/Sales

ads@clintonchronicle.net



Ally Padgett
Office Manager

bookkeeper@clintonchronicle.net

The Clinton Chronicle

P.O. Box 180 | 513 North Broad Street | Clinton, SC 29325 | Phone: (864) 833-1900 | Fax: (864) 833-1902



Big "D" Butcher And BBQ

257 TORRINGTON ROAD • CLINTON, SC

864.547.1331

DEDICATED TO BRINGING GREAT
PRODUCTS TO LAURENS COUNTY

**CATERING
AVAILABLE**



Baby Back Pork Ribs




Wild Caught Seafood



Pasture Raised Chicken



Prime Beef Cuts



Picking the best wedding favors

Among all the people you'd be thanking after your big day, your guests top the list. Yes, it's only right that you thank your sponsors and the vendors you've hired to make your wedding ceremony successful; but the guests who took the time to come are obviously deserving of your appreciation. They're the most important part of the ceremony (well, at least apart from the groom and bride). With this said, it's a must for you to make sure that they won't only have a good time throughout the day but that they'll leave with beautiful memories and the best wedding favors on hand.

1. Give your guests favors that they'll keep.

Wedding favors can also act as souvenirs for your wedding. If you want a favor that's not edible, the good news is the choices you can pick from are endless. To avoid being overwhelmed, stick to favors that your guests can keep with them wherever they go, or something that they can display in their homes. This way, when they see it, they'll remember your big day and appreciate your beautiful souvenir.

2. Consider the wedding venue.

Are you going to tie the knot at a beach or in a garden? Depending on where you'll be saying "I do," give wedding favors that your guests will find useful while they join you in your celebration. For example, if your wedding will be in the beach under the hot summer weather, give them stylish but

functional hand fans so they can keep themselves cool. You can also hand out sunglasses to keep their eyes protected. If you're having a mountain wedding during the cold months, hand or neck warmers as wedding favors will be perfect!

3. Pick according to your wedding theme.

Think about the color palette and other key elements that were set for your wedding ceremony and reception decor. The colors of the wedding favors do not have to be exactly similar as those of the wedding theme but they should at least complement it so they'll look well-coordinated (and easy on the eyes of everyone).

4. Keep it sweet!

Edible wedding favors never go out of style. If you end up deciding to give your guests something sweet, cookies and cupcakes with custom designs never fail to put a smile on your guests' faces. Just remember that not all of them may be eating it due to health conditions so have something set aside for those who can't get a taste.

Don't break the bank just to impress your guests with your wedding favors. Remember, it's the thought that counts! And as long as your wedding favors are well-thought out and meaningful, they'll surely be well-received by the most important people who witnessed your big day.



ALLOY ENTERPRISES



135 BARNES ROAD • LAURENS • 29360-8450
864.833.1013 • WWW.ALLOYENTERPRISES.COM



The Magnolia Room at The Laurens County Museum

The Perfect Place for Any Style Event

On the Square of historic downtown Laurens, you can find one of the most versatile and beautiful wedding venues in all of Laurens County, The Magnolia Room. This enchanting event hall is situated on the second floor of the Witherspoon Building right above the Laurens County Museum. A spectacular space that can accommodate up to 200 guests, and features a bridal room, bar space, caterers kitchen, and a dance floor. Its modern decor is accented with exposed brick, open rafters, hardwood floors, and a grand wooden staircase. The Magnolia Room is perfect for any event, including weddings, receptions, meetings, birthday parties, Christmas parties,



anniversaries, corporate events, musical events and much more! To reserve your dates, contact The Magnolia Room Event Coordinator, Dianne Smith of Designs by D at 864-981-1745 or email her at diane@prtcnet.com.

DESIGNS
by D
and
Friends



CUSTOM BOUQUET DESIGN
TABLE ARRANGEMENTS
WEDDING ARRANGEMENTS
VENDOR MALL
EVENT PLANNING

120 SOUTH PUBLIC SQUARE, LAURENS
864-981-1745





Wedding Checklist

The question was popped and the proposal joyfully accepted. Now it's time to plan the wedding. Here's a month-by-month checklist to make sure you don't forget a thing.

12 months before

Decide on the type of wedding you'd like (civil or religious, big or small)
Choose a date
Determine the number of guests
Establish a budget
Pick venues for the ceremony and reception (it's best to reserve early)

11 months before

Make your guest list
Choose a caterer (meet with a few first)
Select your wedding party
Hire a wedding planner

10 months before

Start shopping for a wedding dress
Decide on a theme for your wedding
Choose an officiant if you haven't already done so

9 months before

Book a photographer
Reserve a block of hotel rooms for your out-of-town guests
Purchase a wedding gown
Shop for the groom's attire and purchase it

8 months before

Meet with your officiant to plan your ceremony
Book your entertainment (DJ, band, MC, etc.)
Shop for and purchase your bridesmaids' dresses
Design and order the wedding invitations and save-the-date cards

7 months before

Create a gift registry
Hire a florist
Plan your honeymoon

6 months before

Send out the save-the-date cards
Book your hair and makeup appointments for the day of (also schedule trial runs for both)
Book a hotel room for the wedding night if necessary

5 months before

Create a schedule for the big day
Decide on dates for bachelor and bachelorette parties
Shop for and purchase shoes, jewelry and accessories

4 months before

Reserve wedding day transportation for the wedding party
Select alcohol and other drinks for the reception
Taste and choose your wedding cake
Buy wedding bands
Shop for and order the groomsmen's attire

3 months before

Purchase wedding favors for your guests
If you'd like your loved ones to say or read something during the ceremony, let them know
Write down your vows
Decide on activities for the reception (photo booth, dancing, games, etc.)

2 months before

Send out your wedding invitations
Do trial runs for both hair and makeup
Give your music selections to the DJ or MC

1 month before

Finalize the schedule for the big day
Choose a seating plan for the reception
Break in your shoes

1 week before

Visit the desired beauty professionals (hair colorist, esthetician, etc.)
Practice reading your vows
Write out checks to pay your vendors

1 day before

Get your nails done
Give the checks to someone you trust to pay the vendors





Cotton Loft
the venue



We want to host your event!


- weddings
-
- receptions
-
- meetings
-
- sit-down dinners
-
- cocktail parties
-
- concerts

We offer several different packages to better serve you.
Already have a wedding venue?
Host your rehearsal dinner with us!
Learn more and view a list of all services offered at

Thecottonloft.com

- balls
-
- bat mitzvahs
-
- award ceremonies
-
- rehearsal dinners
-
- holiday parties
-
- corporate meetings

305 West Main St. , Clinton, SC 29325



803.924.1625

305cottonloft@gmail.com

The Palmetto Room

Discover the charming historic square

Discover the perfect venue for your special day at The Palmetto Room. From our charming historic square location in downtown Laurens, South Carolina, to our elegant and sophisticated event space, we have everything you need to create unforgettable memories. Our pricing at The Palmetto Room includes the convenience of tables and chairs for up to 200 guests, ensuring a comfortable and stylish setting for your event. With a maximum capacity of 250, you'll have the flexibility to invite even more loved ones to celebrate with you.

Indulge in luxury and pampering on your special day with our exquisite Bridal Suite at The Palmetto Room. Spanning 200 square feet, our spacious suite is designed to provide the perfect sanctuary for you and your bridal party.

Get ready to dance the night away in our spacious Main Room at The Palmetto Room. With a generous 3,750 square feet of open space, there's plenty of room for you and your guests to let loose and celebrate. We've thoughtfully designed our venue to accommodate live music and entertainment.

Experience the convenience and flexibility of our fully-equipped catering kitchen. Spanning 150 square feet, our kitchen is designed to meet the needs of any catering company you choose for your event. From food preparation to plating and serving, our catering kitchen provides a professional and functional space for your chosen caterer to work their culinary magic.




Testimonial:


"The Palmetto Room made our day so special. They are very easy to work with, accommodating, and go above and beyond to make their clients happy. The venue itself is beautifully elegant and charming. We couldn't have asked for a better experience!"

Lindsey Thomason, The Palmetto Room Bride December 2023

Contact Information: 111 1/2 E Laurens Street, Laurens, SC 29360, (864) 321-8708,
@palmettoroomlaurens, www.palmettoroomlaurens.com, aprylb@palmettoroomlaurens.com.



**WELCOME TO
THE PALMETTO ROOM**
AN ENCHANTING EVENT VENUE
PALMETTOROOMLAURENS.COM



Discover the perfect venue for your special day at The Palmetto Room. From our charming historic square location in downtown Laurens, South Carolina, to our elegant and sophisticated event space, we have everything you need to create unforgettable memories. Our pricing at The Palmetto Room includes the convenience of tables and chairs for up to 200 guests, ensuring a comfortable and stylish setting for your event.



Schedule your private tour today!

@palmettoroomlaurens
www.palmettoroomlaurens.com

111 1/2 E Laurens Street
Laurens, SC 29360
(864) 321-8708
aprylb@palmettoroomlaurens.com

Outdoor wedding ideas for brides on a budget

1. Limit Your Guest List

It's no secret that outdoor weddings require more prepping and planning when there's a large guest list involved. You should definitely consider going over multiple drafts of your guest list before deciding on a final count. Planning a smaller wedding can definitely save you major money.

2. Choose A Familiar Location

You'll be sure to make trips to your wedding venue location when you're still in your planning stages. It becomes much more affordable to pick a location that isn't too far away for traveling both before and on your wedding day. Plus, a familiar location will also make it easier for you to budget exactly how much money you want to spend since you're more aware of the layout and the space you'll have available for décor.

3. Go Easy On The Décor

Speaking of décor, you can save money on

your wedding by limiting how much décor you purchase for your wedding. It's easy to grab decorative pieces as you see them months leading up to your big day, but they can certainly add up quickly— both in number and in price. Additionally, you might not have as much room to decorate your space as you would in an indoor location. So, remember to go easy on the décor when planning an outdoor wedding.

4. Choose One Location For The Ceremony And Reception

You can also save money on an outdoor wedding by having both your ceremony and reception at one location. In addition to saving money, this will also save time for both you and your guests on your big day which you can then spend later on celebrating. This also makes the wedding planning process all-around easier since you'll be communicating with the same group of event professionals from just one location.



Three unique wedding reception ideas

1. Brunch reception

For early birds, a morning ceremony and brunch reception is the way to go. Ask your preferred breakfast spot to cater and then serve all of the breakfast classics with espresso drinks to wake your guests up. Just because it's early in the day doesn't mean you have to have a dry wedding - mimosas anyone?

2. Backyard barbecue

If you prefer to spend your Saturday nights drinking beer and hanging out with friends, why not have a backyard wedding? Find a caterer that specializes in barbecue and get dirty with some ribs or pulled pork. Serve local craft beers and set up some old-fashioned lawn games.

3. Cocktail party

Do you find banquets a bore but still want to dance the night away? Host a cocktail party! Your venue can pass around lots of appetizers and you can create a signature cocktail for the night. With this type of reception you can use a smaller space to accommodate your guests.



Things to consider when choosing your wedding cake

As one of the key components of most weddings, decisions about the cake shouldn't be left until the last minute. Here are five factors to consider before you order yours.

1. The number of guests

You want to make sure there's plenty to go around. However, it would be a shame to waste your money on an excessively large cake and have to throw some out.

2. The wedding theme

The cake is as much a part of the decor as the flowers. Don't hesitate to bring a copy of the invitation, color samples and pictures of the decorations to guide the baker.

3. The design

In addition to choosing the shape of the cake and the number of tiers,

consider what decorative elements you'd like to incorporate. Fresh flowers, edible gold leaves and chocolate lace are just some of the many choices.

4. The flavor

From praline mousse to passion fruit, you might be surprised by how many options are available. Fortunately, most cake shops offer tastings to help you make your choice.


5. The ingredients

If you have a limited budget, determine if you favor high-quality ingredients over a refined look. You should also consider if any of your guests have allergies.

Contact cake shops in your area to schedule a consultation and make sure your cake checks all the boxes.



HOYT HANVEY JEWELERS



The Perfect Place for the Perfect Gift

126 Musgrove Street • Clinton, SC 29325 | 864.833.4134

